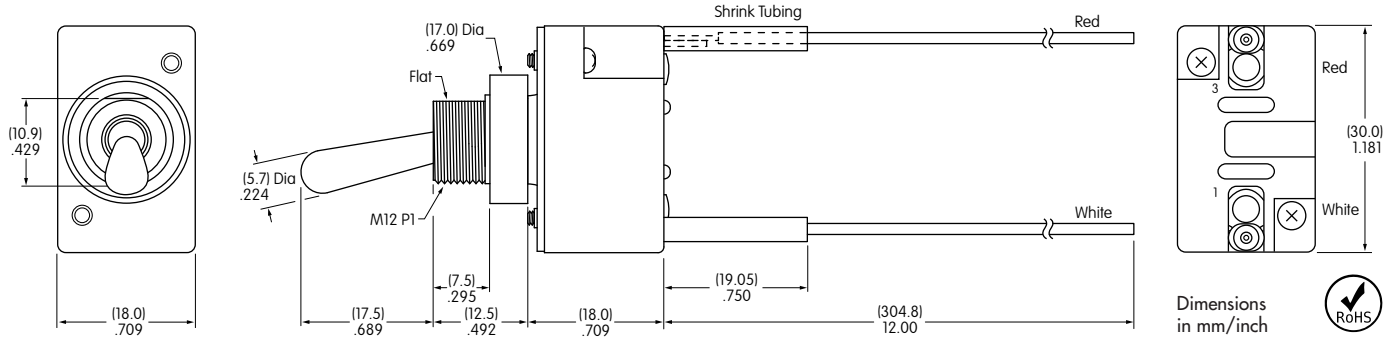






S1AW-WL



SINGLE POLE SOLDER LUG WITH PANEL SEAL

Base Switch	Pole & Throw	Toggle Position/Connected Terminals			Electrical Capacity		
		Down 	Center 	Up 	Resistive		
S1AW	SPST	ON 1-3	NONE	OFF —	AC 125V 15A	AC 250V 6A	DC 30V 20A
Throw & Schematics:		SPST 			Note: Terminal numbers are actually on the switch		

Wiring				Wire Specifications		Standard Hardware
No. of Wires	Terminal 1	Terminal 2	Terminal 3	UL1015	Temperature Range: -40°C ~ +105°C (-40°F ~ +221°F)	AT503M Hex Face Nut
2	White	—	Red	600V	Stripped Wire Ends 1/4"	AT508 Lockwasher
				14 AWG		AT537 O-ring

Base Switch Specifications

Electrical Capacity (Resistive & Inductive Load)

Power Level: 15A @ 125V AC or 6A @ 250V AC or 20A @ 30V DC

Other Ratings

- Contact Resistance:** 10 milliohms maximum
- Insulation Resistance:** 1,000 megohms minimum @ 500V DC
- Dielectric Strength:** 2,000V AC minimum for 1 minute minimum
- Mechanical Life:** 50,000 operations minimum
- Electrical Life:** 25,000 operations minimum
- Angle of Throw:** 24°

Materials & Finishes

- Toggle:** Brass with chrome plating
- Bushing:** Brass with chrome plating
- Case:** Phenolic resin
- Case Cover:** Steel with zinc plating
- Movable Contactor:** Copper with silver plating
- Movable Contacts:** Silver alloy capped on copper with silver plating
- Stationary Contacts:** Silver alloy capped on copper with silver plating
- Terminals:** Brass with tin plating

Environmental Data

- Operating Temperature Range:** -30°C ~ +70°C (-22°F ~ +158°F)
- Sealing:** Splashproof panel seal model meets IP67 standard

Installation

- Mounting Torque:** 1.47Nm (13 lb•in)